



District Report Card: 2017


State: Jammu And Kashmir	District: Rajauri
Class: 5	Subject: Language
Schools: 60	Students: 554


Participation/Coverage


Students

<div>GENDER</div> <div></div>	Boys				Girls			
	Number		%		Number		%	
	253		45.67		301		54.33	

<div>AREA</div> <div></div>	Rural				Urban			
	Number		%		Number		%	
	511		92.24		43		7.76	

<div>CATEGORY</div> <div></div>	SC		ST		OBC		GEN	
	Number	%	Number	%	Number	%	Number	%
	50	9.03	242	43.68	29	5.23	233	42.06

<div>CWSN</div> <div></div>	LD	VI	HI	S&LD	ID	Oth
	1	0	0	1	0	4

<div>Management</div> <div></div>	Government			Government-aided		
	Number		%	Number		%
	554		100.00	0		0.00

Average Performance of Students in Language (%)

Overall	Gender		Area		Management		Social Group			
	Male	Female	Rural	Urban	Govt.	Aided	SC	ST	OBC	GEN
47.74	49.35	46.38	47.98	44.81	47.74	0.00	49.47	48.43	48.28	46.58

Performance on Learning Outcomes (LOs)

Learning Outcomes	Description	Average Performance(%)
L504	Reads and comprehends independently storybooks, news items/ headlines, advertisements etc.	46.43
L508	Reads text with comprehension, locates details and sequence of events	48.39

Range of Performance of Students who Answered Correctly							
Below 30%		30% - 50%		50% - 75%		Above 75%	
Number	%	Number	%	Number	%	Number	%
139	25.09	173	31.23	164	29.60	78	14.08

Lowest Performing Learning Outcomes (LOs)

- 1 - Reads and comprehends independently storybooks, news items/ headlines, advertisements etc. (46.43)
- 2 - Reads text with comprehension, locates details and sequence of events (48.39)